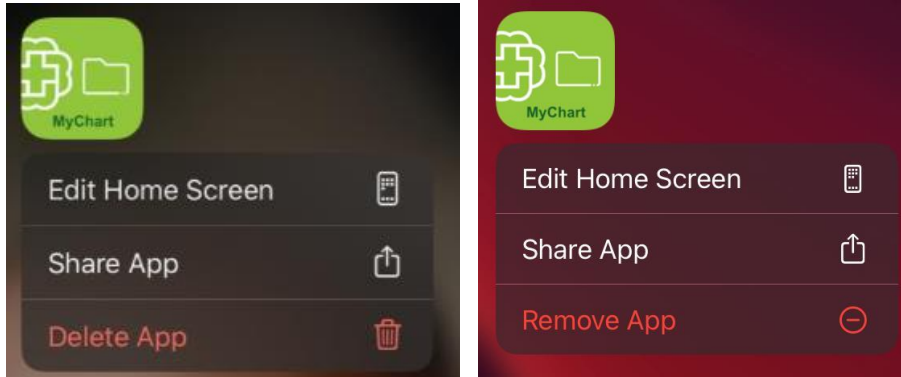


Delete and Reinstall Bronson MyChart App

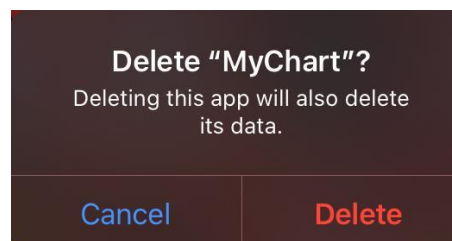
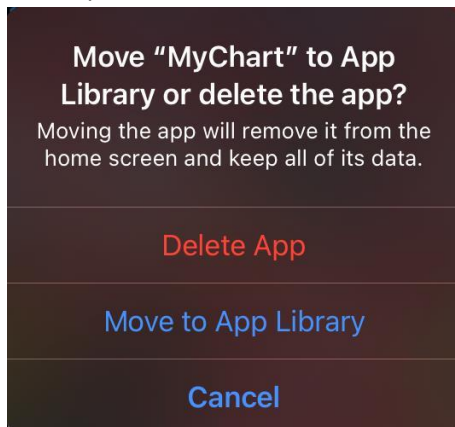
This tip sheet will walk you through how to uninstall and re-install the Bronson MyChart app on an iOS (iPhone/iPad) device. This is useful if you are having issues updating the app on your device.

Delete the Bronson MyChart App

1. Touch and hold the app.
2. Tap **Remove App** or **Delete App** (depending on your device and version).



3. Tap **Delete App**, then tap **Delete** to confirm (depending on your device you may only see the confirm screen).



Install the Bronson MyChart App

1. Tap the **App Store** app on your Home screen.



2. Search for **Bronson MyChart**.
3. Tap **Get**. You may need to sign in with your Apple ID.

